

Points season runs from 9/19/2008 to 5/28/2009

Vintage Trans-Am

| 10 | Week #1 | 09/20 #2 | 10/25 #3 | 11/15 #4 | 01/17 #5 | 02/21 #6 | 03/28 #7 | 04/18 #8 | #9 | #10 | #11 | #12 | Podiums | | | Total After | |
|-----------------------|---------|-------------|-------------|-------------|-------------|-------------|-------------|-------------|----|-----|-----|-----|---------|-----|-----|-------------|---------|
| | | | | | | | | | | | | | 1st | 2nd | 3rd | Total | 2 Drops |
| 1. Dave Franklin | *101 | 0 | 0 | 0 | 0 | 0 | 0 | | | | | | 1 | | | 101 | 101 |
| 2. ROLY CUISINE | 99 | 0 | 0 | 0 | 0 | 0 | 0 | | | | | | | 1 | | 99 | 99 |
| 3. Greg Hunsinger Jr. | 98 | 0 | 0 | 0 | 0 | 0 | 0 | | | | | | | | 1 | 98 | 98 |
| 4. Greg Hunsinger | 97 | 0 | 0 | 0 | 0 | 0 | 0 | | | | | | | | | 97 | 97 |
| 5. DICK SCHAFFER | 96 | 0 | 0 | 0 | 0 | 0 | 0 | | | | | | | | | 96 | 96 |

Novak 17.5

| 9 | Week #1 | 09/20 #2 | 10/25 #3 | 11/15 #4 | 01/17 #5 | 02/21 #6 | 03/28 #7 | 04/18 #8 | #9 | #10 | #11 | #12 | Podiums | | | Total After | |
|------------------------|---------|-------------|-------------|-------------|-------------|-------------|-------------|-------------|----|-----|-----|-----|---------|-----|-----|-------------|---------|
| | | | | | | | | | | | | | 1st | 2nd | 3rd | Total | 2 Drops |
| 1. Michael Bruce | *92 | *101 | *101 | *101 | *101 | 99 | 0 | | | | | | 4 | 1 | | 595 | 503 |
| 2. DAVE BOWSER | 100 | 99 | 96 | 99 | 99 | 98 | 0 | | | | | | 1 | 3 | 1 | 591 | 495 |
| 3. Kyle Eden | 97 | 98 | 0 | 97 | 93 | 97 | *99 | | | | | | | | 2 | 581 | 488 |
| 4. JIM SOWA | 93 | 93 | 98 | 96 | 94 | 95 | 96 | | | | | | | | 1 | 665 | 479 |
| 5. ROB BOWSER | 94 | 91 | 97 | 91 | 95 | 94 | 97 | | | | | | | | | 659 | 477 |
| 6. CORY PARSONS | 90 | 0 | 95 | 93 | 92 | 96 | 99 | | | | | | | | 1 | 565 | 475 |
| 7. Tim Kowal | 96 | 95 | 0 | 95 | 90 | 91 | 0 | | | | | | | | | 467 | 467 |
| 8. Justin Fawcett | 92 | 90 | 94 | 92 | 87 | 92 | 91 | | | | | | | | | 638 | 461 |
| 9. Greg Hunsinger SR | 0 | 94 | 93 | 94 | 89 | 90 | 0 | | | | | | | | | 460 | 460 |
| 10. Cesar Santiago | 0 | 89 | 91 | 0 | 83 | 88 | 0 | | | | | | | | | 351 | 351 |
| 11. Michael Wilson | 0 | 92 | 0 | 98 | 97 | 0 | 0 | | | | | | | | 1 | 287 | 287 |
| 12. George McCullough | 89 | 0 | 0 | 0 | 88 | 0 | 89 | | | | | | | | | 266 | 266 |
| 13. Caesar Santiago | 86 | 0 | 0 | 84 | 0 | 0 | 90 | | | | | | | | | 260 | 260 |
| 14. Louie V | 87 | 84 | 0 | 0 | 84 | 0 | 0 | | | | | | | | | 255 | 255 |
| 15. Steven Pendergraph | 0 | 85 | 0 | 86 | 81 | 0 | 0 | | | | | | | | | 252 | 252 |
| 16. Adam Pendergraph | 0 | 83 | 0 | 87 | 80 | 0 | 0 | | | | | | | | | 250 | 250 |
| 17. Eugene Biala | 0 | 0 | 0 | 85 | 78 | 0 | 87 | | | | | | | | | 250 | 250 |
| 18. Bryan Ford | 98 | 96 | 0 | 0 | 0 | 0 | 0 | | | | | | | | 1 | 194 | 194 |
| 19. Tim Caporal | 95 | 0 | 0 | 0 | 98 | 0 | 0 | | | | | | | | 1 | 193 | 193 |
| 20. John Manikis | 0 | 97 | 0 | 0 | 91 | 0 | 0 | | | | | | | | | 188 | 188 |
| 21. KURT ROTHMAN | 88 | 0 | 0 | 0 | 0 | 0 | 95 | | | | | | | | | 183 | 183 |
| 22. William Burnside | 0 | 0 | 0 | 0 | 0 | 87 | 93 | | | | | | | | | 180 | 180 |
| 23. Thomas Burnside | 0 | 0 | 0 | 0 | 0 | 84 | 92 | | | | | | | | | 176 | 176 |
| 24. Jason Burnside | 0 | 0 | 0 | 0 | 0 | 86 | 88 | | | | | | | | | 174 | 174 |
| 25. gibson, starling | 0 | 0 | 0 | 0 | 85 | 89 | 0 | | | | | | | | | 174 | 174 |
| 26. KRIEG GRACE | 83 | 0 | 89 | 0 | 0 | 0 | 0 | | | | | | | | | 172 | 172 |
| 27. Denise Clarke | 0 | 0 | 90 | 0 | 82 | 0 | 0 | | | | | | | | | 172 | 172 |
| 28. Dave Stephenson | 85 | 86 | 0 | 0 | 0 | 0 | 0 | | | | | | | | | 171 | 171 |
| 29. Dominic Santomass | 82 | 81 | 0 | 0 | 0 | 0 | 0 | | | | | | | | | 163 | 163 |
| 30. cousins, david | 0 | 0 | 0 | 0 | 79 | 83 | 0 | | | | | | | | | 162 | 162 |
| 31. mccarthy, tom | 0 | 0 | 0 | 0 | 77 | 82 | 0 | | | | | | | | | 159 | 159 |
| 32. Austin Harrison | 0 | 0 | 0 | 0 | 0 | *101 | 0 | | | | | | 1 | | | 101 | 101 |
| 33. CHRIS LEFEBVRE | 0 | 0 | 0 | 0 | 0 | 0 | 100 | | | | | | 1 | | | 100 | 100 |
| 34. Tony Padilla | 99 | 0 | 0 | 0 | 0 | 0 | 0 | | | | | | | 1 | | 99 | 99 |

Novak 17.5

Continued

| | Week #1 | #2 | #3 | #4 | #5 | #6 | #7 | #8 | #9 | #10 | #11 | #12 | Podiums | | | Total | |
|-----------------------|---------|----|----|----|----|----|----|----|----|-----|-----|-----|-----------------|-----------------|-----------------|-------|-------|
| | | | | | | | | | | | | | 1 st | 2 nd | 3 rd | After | Drops |
| 35. Potter | 0 | 0 | 99 | 0 | 0 | 0 | 0 | | | | | | | 1 | | 99 | 99 |
| 36. saunders, andre | 0 | 0 | 0 | 0 | 96 | 0 | 0 | | | | | | | | | 96 | 96 |
| 37. Greg Hunsinger SR | 0 | 0 | 0 | 0 | 0 | 0 | 94 | | | | | | | | | 94 | 94 |
| 38. Luis Rosario | 0 | 0 | 0 | 0 | 0 | 93 | 0 | | | | | | | | | 93 | 93 |
| 39. Eddie Mujica | 0 | 0 | 92 | 0 | 0 | 0 | 0 | | | | | | | | | 92 | 92 |
| 40. CHARLES PARSONS | 0 | 0 | 0 | 90 | 0 | 0 | 0 | | | | | | | | | 90 | 90 |
| 41. Lawrence Paul | 0 | 0 | 0 | 89 | 0 | 0 | 0 | | | | | | | | | 89 | 89 |
| 42. Richie Rhodes | 0 | 0 | 0 | 88 | 0 | 0 | 0 | | | | | | | | | 88 | 88 |
| 43. Steven Moore | 0 | 88 | 0 | 0 | 0 | 0 | 0 | | | | | | | | | 88 | 88 |
| 44. Sean Vanthoff | 0 | 87 | 0 | 0 | 0 | 0 | 0 | | | | | | | | | 87 | 87 |
| 45. Rojna Greg | 0 | 0 | 0 | 0 | 86 | 0 | 0 | | | | | | | | | 86 | 86 |
| 46. Lee Keslar | 0 | 0 | 0 | 0 | 0 | 85 | 0 | | | | | | | | | 85 | 85 |
| 47. Adam Bailey | 84 | 0 | 0 | 0 | 0 | 0 | 0 | | | | | | | | | 84 | 84 |
| 48. Moore Andrew | 0 | 0 | 0 | 83 | 0 | 0 | 0 | | | | | | | | | 83 | 83 |
| 49. Tony Viviano | 0 | 82 | 0 | 0 | 0 | 0 | 0 | | | | | | | | | 82 | 82 |
| 50. Carlos Munez | 0 | 80 | 0 | 0 | 0 | 0 | 0 | | | | | | | | | 80 | 80 |
| 51. Hector Sanchez | 0 | 79 | 0 | 0 | 0 | 0 | 0 | | | | | | | | | 79 | 79 |
| 52. Joshua Maxwell | 0 | 78 | 0 | 0 | 0 | 0 | 0 | | | | | | | | | 78 | 78 |
| 53. Rafy Angulo | 0 | 0 | 0 | 0 | 76 | 0 | 0 | | | | | | | | | 76 | 76 |

World GT

8

| | Week #1 | 09/20 #2 | 10/25 #3 | 11/15 #4 | 01/17 #5 | 02/21 #6 | 03/28 #7 | 04/18 #8 | #9 | #10 | #11 | #12 | Podiums | | | Total | |
|-----------------------|---------|-------------|-------------|-------------|-------------|-------------|-------------|-------------|----|-----|-----|-----|-----------------|-----------------|-----------------|-------|-------|
| | | | | | | | | | | | | | 1 st | 2 nd | 3 rd | After | Drops |
| 1. FLOYD HOLTON | 99 | 97 | 0 | 97 | 0 | 0 | 99 | | | | | | | 2 | | 392 | 392 |
| 2. BILL FRADEN | 96 | 96 | 0 | 96 | 0 | 0 | 98 | | | | | | | | 1 | 386 | 386 |
| 3. Mark Burt | 100 | 100 | 0 | 0 | 0 | 0 | 0 | | | | | | | 2 | | 200 | 200 |
| 4. DAVID LARRY | 98 | 94 | 0 | 0 | 0 | 0 | 0 | | | | | | | | 1 | 192 | 192 |
| 5. Dave Stephenson | 97 | 93 | 0 | 0 | 0 | 0 | 0 | | | | | | | | | 190 | 190 |
| 6. RAY McDUFFIE | 94 | 95 | 0 | 0 | 0 | 0 | 0 | | | | | | | | | 189 | 189 |
| 7. Dominic Santomassi | 93 | 92 | 0 | 0 | 0 | 0 | 0 | | | | | | | | | 185 | 185 |
| 8. CHRIS LEFEBVRE | 0 | 0 | 0 | 0 | 0 | 0 | *101 | | | | | | | 1 | | 101 | 101 |
| 9. Michael Bruce | 0 | *100 | 0 | 0 | 0 | 0 | 0 | | | | | | | 1 | | 100 | 100 |
| 10. Sean Farmer | 0 | 0 | 0 | 100 | 0 | 0 | 0 | | | | | | | 1 | | 100 | 100 |
| 11. Luis Rosario | 0 | 0 | 0 | *99 | 0 | 0 | 0 | | | | | | | | 1 | 99 | 99 |
| 12. Midoro Addison | 0 | 0 | 0 | 99 | 0 | 0 | 0 | | | | | | | 1 | | 99 | 99 |
| 13. Mike Bean | 0 | 98 | 0 | 0 | 0 | 0 | 0 | | | | | | | | 1 | 98 | 98 |
| 14. CHARLES PARSONS | *96 | 0 | 0 | 0 | 0 | 0 | 0 | | | | | | | | | 96 | 96 |
| 15. Deguzman Dewayne | 0 | 0 | 0 | 95 | 0 | 0 | 0 | | | | | | | | | 95 | 95 |
| 16. Dave Vanthoff | 0 | 91 | 0 | 0 | 0 | 0 | 0 | | | | | | | | | 91 | 91 |

Expert 10.5 Brushles

5

| | Week #1 | 09/20 #2 | 10/25 #3 | 11/15 #4 | 01/17 #5 | 02/21 #6 | 03/28 #7 | 04/18 #8 | #9 | #10 | #11 | #12 | Podiums | | | Total | |
|-----------------------|---------|-------------|-------------|-------------|-------------|-------------|-------------|-------------|----|-----|-----|-----|-----------------|-----------------|-----------------|-------|-------|
| | | | | | | | | | | | | | 1 st | 2 nd | 3 rd | After | Drops |
| 1. DAVE BOWSER | *100 | 100 | *101 | *101 | *101 | 0 | 0 | | | | | | | 4 | 1 | 503 | 503 |
| 2. Greg Hunsinger Jr. | 0 | 99 | 94 | 98 | 99 | *101 | 0 | | | | | | | 1 | 2 | 491 | 491 |
| 3. Tim Caporal | 97 | 95 | 98 | 93 | 98 | 98 | 0 | | | | | | | | 3 | 579 | 486 |

2009 FSEARA Pro Modified Points Standings

| Position | Racer Name | Race # | | | | | | | Total Pts. | After 2 Drops |
|----------|--------------------|--------|-----|-----|-----|-----|-----|-----|------------|---------------|
| | | 1 | 2 | 3 | 4 | 5 | 6 | 7 | | |
| 1 | Michael Bruce | 100 | 98 | 98 | 100 | 98 | 100 | 100 | 694 | 498 |
| 2 | Austin Harrison | 93 | 99 | 100 | 98 | 96 | 99 | 99 | 684 | 495 |
| 3 | Dave Franklin | 98 | 100 | 99 | 97 | 100 | 97 | 96 | 687 | 494 |
| 4 | Greg Hunsinger Jr. | 95 | 95 | 97 | 96 | 97 | 96 | 98 | 674 | 484 |
| 5 | Dan Kling | 91 | 94 | 0 | 93 | 0 | 95 | 0 | 373 | |
| 6 | Felix Law | 94 | | 96 | | 99 | | | 289 | |
| 7 | Dave Martin | 97 | 96 | | | | | 94 | 287 | |
| 8 | Marcos Jennings | 88 | | | 94 | 95 | | | 277 | |
| 9 | Mark Burt | 99 | 97 | | | | | | 196 | |
| 10 | Troy Schafer | 96 | 93 | | | | | | 189 | |
| 11 | Sherwin Diaz | 90 | | | 95 | | | | 185 | |
| 12 | Paul Wynn | | | | 99 | | | | 99 | |
| 13 | Dave Bowser | | | | | | 98 | | 98 | |
| 14 | Tim Potter | | | | | 94 | | | 94 | |
| 15 | Joe Sumasky | 92 | | | | | | | 92 | |
| 16 | Luis Vega | 89 | | | | | | | 89 | |
| 17 | Richie Rhodes | 87 | | | | | | | 87 | |

| | |
|--|-------------------|
| | Dropped Race |
| | Not in Contention |





| FSEARA 2009 Manufacturers Points Expert 10.5 | | | | | | | | | | |
|--|----------|--------|--------|--------|--------|--------|--------|--------|-------|--------------|
| | Position | Race 1 | Race 2 | Race 3 | Race 4 | Race 5 | Race 6 | Race 7 | Total | Total Points |
| Corally | 1st | | | | | | 10 | | | 42 |
| | 2nd | | | | | | | | | |
| | 3rd | 8 | | 8 | | 8 | 8 | | | |
| Schumacher | 1st | 12 | | | | | 12 | | | 52 |
| | 2nd | | 10 | | | 10 | | | | |
| | 3rd | | | | 8 | | | | | |
| Hot Bodies | 1st | | 12 | 12 | | | | | | 34 |
| | 2nd | 10 | | | | | | | | |
| | 3rd | | | | | | | | | |
| Associated | 1st | | | | | | | | | 0 |
| | 2nd | | | | | | | | | |
| | 3rd | | | | | | | | | |
| Team Losi | 1st | | | | | | | | | 10 |
| | 2nd | | | 10 | | | | | | |
| | 3rd | | | | | | | | | |
| Xray | 1st | | | | 12 | 12 | | | | 42 |
| | 2nd | | 8 | | 10 | | | | | |
| | 3rd | | | | | | | | | |
| Serpent | 1st | | | | | | | | | 0 |
| | 2nd | | | | | | | | | |
| | 3rd | | | | | | | | | |

| Points Breakdown for 10.5 |
|---------------------------|
| 1st = 12 pts |
| 2nd = 10 pts |
| 3rd = 8 pts |








| FSEARA 2009 Manufacturers Points Pro Modified | | | | | | | | | | |
|---|----------|--------|--------|--------|--------|--------|--------|--------|-------|--------------|
| | Position | Race 1 | Race 2 | Race 3 | Race 4 | Race 5 | Race 6 | Race 7 | Total | Total Points |
| Corally | 1st | 14 | | | 14 | | 14 | 14 | | 86 |
| | 2nd | | | | | | | | | |
| | 3rd | | 10 | 10 | | 10 | | | | |
| Schumacher | 1st | | | | | | | | | 22 |
| | 2nd | 12 | | | | | | | | |
| | 3rd | | | | | | | 10 | | |
| Hot Bodies | 1st | | | | | | | | | 12 |
| | 2nd | | | | | 12 | | | | |
| | 3rd | | | | | | | | | |
| Associated | 1st | | | 14 | | | | | | 70 |
| | 2nd | | 12 | | 12 | | | 12 | | |
| | 3rd | | | | 10 | | 10 | | | |
| Team Losi | 1st | | 14 | | | 14 | 12 | | | 62 |
| | 2nd | | | 12 | | | | | | |
| | 3rd | 10 | | | | | | | | |
| Xray | 1st | | | | | | | | | 0 |
| | 2nd | | | | | | | | | |
| | 3rd | | | | | | | | | |
| | 1st | | | | | | | | | |
| | 2nd | | | | | | | | | |
| | 3rd | | | | | | | | | |

| Points Breakdown for Pro Mod |
|------------------------------|
| 1st = 14 pts |
| 2nd = 12 pts |
| 3rd = 10 pts |

| | | | | | | | | | | | | | | | | | | | | |
|---------|-----|--|--|--|--|--|--|--|--|--|--|--|--|--|--|--|--|--|--|---|
| Serpent | 2nd | | | | | | | | | | | | | | | | | | | 0 |
| | 3rd | | | | | | | | | | | | | | | | | | | |

| FSEARA 2009 Manufacturers Points Novak 17.5 | | | | | | | | | | |
|---|----------|--------|--------|--------|--------|--------|--------|--------|-------|--------------|
| | Position | Race 1 | Race 2 | Race 3 | Race 4 | Race 5 | Race 6 | Race 7 | Total | Total Points |
| Corally | 1st | | 10 | 10 | 10 | 10 | | | | |
| | 2nd | | | | | | 8 | 8 | | |
| | 3rd | | | | | 6 | | | | 62 |
| Schumacher | 1st | | | | | | | | | |
| | 2nd | 8 | | | | | | | | |
| | 3rd | | 6 | | | | | 6 | | 20 |
| Hot Bodies | 1st | 10 | | | | | | | | |
| | 2nd | | 8 | | | | | | | |
| | 3rd | | | | | | | | | 18 |
| Associated | 1st | | | | | | 10 | | | |
| | 2nd | | | | | | | | | |
| | 3rd | | | | | | | | | 10 |
| Team Losi | 1st | | | | | | | | | |
| | 2nd | | | | | | | | | |
| | 3rd | | | | | | | | | 0 |
| Xray | 1st | | | | | | | 10 | | |
| | 2nd | | | | 8 | 8 | | | | |
| | 3rd | 6 | | 6 | 6 | | 6 | | | 50 |
| Serpent | 1st | | | | | | | | | |
| | 2nd | | | 8 | | | | | | |
| | 3rd | | | | | | | | | 8 |

| Points Breakdown for Novak 13.5 |
|---------------------------------|
| 1st = 10 pts |
| 2nd = 8 pts |
| 3rd = 6 pts |

| Total Points | |
|---|-----|
|  | 94 |
|  | 190 |
|  | 64 |
|  | 80 |
|  | 72 |
|  | 8 |
|  | 92 |