

## 2009 FSEARA Pro Modified Points Standings

Position	Racer Name	Race #							Total Pts.	After 2 Drops
		1	2	3	4	5	6	7		
1	Michael Bruce	100	98	98	100	98			494	
2	Dave Franklin	98	100	99	97	100			494	
3	Austin Harrison	93	99	100	98	96			486	
4	Greg Hunsinger Jr.	95	95	97	96	97			480	
5	Felix Law	94		96		99			289	
6	Dan Kling	91	94		93				278	
7	Marcos Jennings	88			94	95			277	
8	Mark Burt	99	97						196	
9	Dave Martin	97	96						193	
10	Troy Schafer	96	93						189	
11	Sherwin Diaz	90			95				185	
12	Paul Wynn				99				99	
13	Tim Potter					94			94	
14	Joe Sumasky	92							92	
15	Luis Vega	89							89	
16	Richie Rhodes	87							87	

	Dropped Race
--	--------------





FSEARA 2009 Manufacturers Points Expert 10.5										
	Position	Race 1	Race 2	Race 3	Race 4	Race 5	Race 6	Race 7	Total	Total Points
Corally	1st									24
	2nd									
	3rd	8		8		8				
Schumacher	1st	12								40
	2nd		10			10				
	3rd				8					
Hot Bodies	1st		12	12						34
	2nd	10								
	3rd									
Associated	1st									0
	2nd									
	3rd									
Team Losi	1st									10
	2nd			10						
	3rd									
Xray	1st				12	12				42
	2nd		8		10					
	3rd									
Serpent	1st									0
	2nd									
	3rd									

Points Breakdown for 10.5
1st = 12 pts
2nd = 10 pts
3rd = 8 pts








FSEARA 2009 Manufacturers Points Pro Modified										
	Position	Race 1	Race 2	Race 3	Race 4	Race 5	Race 6	Race 7	Total	Total Points
Corally	1st	14			14					58
	2nd									
	3rd		10	10		10				
Schumacher	1st									12
	2nd	12								
	3rd									
Hot Bodies	1st									12
	2nd					12				
	3rd									
Associated	1st			14						48
	2nd		12		12					
	3rd				10					
Team Losi	1st		14			14				50
	2nd			12						
	3rd	10								
Xray	1st									0
	2nd									
	3rd									
	1st									
	2nd									
	3rd									

Points Breakdown for Pro Mod
1st = 14 pts
2nd = 12 pts
3rd = 10 pts

Serpent	2nd																			0
	3rd																			

FSEARA 2009 Manufacturers Points Novak 17.5										
	Position	Race 1	Race 2	Race 3	Race 4	Race 5	Race 6	Race 7	Total	Total Points
Corally	1st		10	10	10	10				
	2nd									
	3rd					6				46
Schumacher	1st									
	2nd	8								
	3rd		6							14
Hot Bodies	1st	10								
	2nd		8							
	3rd									18
Associated	1st									
	2nd									
	3rd									0
Team Losi	1st									
	2nd									
	3rd									0
Xray	1st									
	2nd				8	8				
	3rd	6		6	6					34
Serpent	1st									
	2nd			8						
	3rd									8

Points Breakdown for Novak 13.5
1st = 10 pts
2nd = 8 pts
3rd = 6 pts

Total Points	
	66
	128
	64
	48
	60
	8
	76



# Novice Stock

Continued

	Week #1	#2	#3	#4	#5	#6	#7	#8	#9	#10	#11	#12	Podiums			Total After	
													1 <sup>st</sup>	2 <sup>nd</sup>	3 <sup>rd</sup>		
23. Biala Aren	0	0	0	78	0											78	78
24. Wahlstrom Robert	0	0	0	77	0											77	77

# Expert 10.5 Brushles

5

	Week #1	#2	#3	#4	#5	#6	#7	#8	#9	#10	#11	#12	Podiums			Total After		
													1 <sup>st</sup>	2 <sup>nd</sup>	3 <sup>rd</sup>			
1. DAVE BOWSER	*100	100	*101	*101	*101									4	1		503	503
2. Tim Caporal	97	95	98	93	98											2	481	481
3. Justin Fawcett	87	94	88	94	92												455	455
4. Greg Hunsinger Jr.	0	99	94	98	99										2	1	390	390
5. Joel Bandera	93	*99	0	99	93										1	1	384	384
6. JOE SUMASKY	96	0	97	0	0												193	193
7. ROLY CUISINE	95	0	96	0	0												191	191
8. Jayme Freitas	91	96	0	0	0												187	187
9. Dan Kling	88	97	0	0	0												185	185
10. Bryan Bucher	86	0	91	0	0												177	177
11. Mark Burt	100	0	0	0	0										1		100	100
12. Dave Franklin	0	0	99	0	0											1	99	99
13. Robbie Michaels	98	0	0	0	0											1	98	98
14. Robert Gonzalez	0	0	0	97	0												97	97
15. clarke, mike	0	0	0	0	97												97	97
16. Midoro Alan	0	0	0	96	0												96	96
17. lathrop, tj	0	0	0	0	96												96	96
18. Richie Rhodes	0	0	0	0	95												95	95
19. DiPirro	0	0	95	0	0												95	95
20. Bass Greg	0	0	0	95	0												95	95
21. Tony Padilla	94	0	0	0	0												94	94
22. saunders, andre	0	0	0	0	94												94	94
23. Baptistie	0	0	93	0	0												93	93
24. Austin Harrison	92	0	0	0	0												92	92
25. Clark	0	0	92	0	0												92	92
26. John Manikis	90	0	0	0	0												90	90
27. Tino Hall "OWITZ"	0	0	90	0	0												90	90
28. Luis Vega	89	0	0	0	0												89	89
29. Yohan "Mr. RCTech"	0	0	89	0	0												89	89
30. CHRIS LEFEBVRE	85	0	0	0	0												85	85
31. Ariel Aquino	84	0	0	0	0												84	84
32. Bryan Ford	83	0	0	0	0												83	83

# World GT

8

	Week #1	#2	#3	#4	#5	#6	#7	#8	#9	#10	#11	#12	Podiums			Total After			
													1 <sup>st</sup>	2 <sup>nd</sup>	3 <sup>rd</sup>				
1. FLOYD HOLTON	99	97	0	97	0											1	293	293	
2. BILL FRADEN	96	96	0	96	0												288	288	
3. Mark Burt	100	100	0	0	0											2	200	200	
4. DAVID LARRY	98	94	0	0	0												1	192	192



