

2008 FSEARA Standings Best 4 Out Of 6

Nostalgia Class									
Position	Racer Name	Race #						Total Pts.	After 2 Drops
		1	2	3	4	5	6		
1	Troy Schafer	101	98	101	90	100		490	302
2	Dave Franklin	99	99	92	101	95		486	299
3	Tim Potter	89	101	97	97	98		482	296
4	Tony Padilla	0	97	99	95	100		391	296
5	Jayme Freitas	0	95	98	98	97		388	293
6	Tim Kowal	97	96	94	0	0		287	287
7	Greg Hunsinger SR.	92	0	95	96	0		283	283
8	David Stephenson	94	0	93	92	0		279	279
9	Dominic Santomassimo	96			94			190	190
10	Mark Mixon	95	94					189	189
11	Rocky Hagan	93	93					186	186
12	Ariel Aquino			88	88			176	176
13	Robin Schumacher				99			99	99
14	Roly Cuisine	98						98	98
15	Larry Hutcheson			96				96	96
16	Mike Bean"O"				93			93	93
17	Kenny Pancake		92					92	92
18	Keith Lane		91					91	91
19	Robby Simpson				91			91	91
20	Bill Fraden	91						91	91
21	Tim Grady			91				91	91
22	Martin Grace		90					90	90
23	Adam Bailey			90				90	90
24	Eugene Biala	90						90	90
25	David Benincasa				89			89	89
26	PJ Mata		89					89	89
27	Fabian Mata		88					88	88

	Dropped Race
	TQ

12 Scale 19T Mod									
		Race #							
Position	Racer Name	1	2	3	4	5	6	Total Pts.	After 2 Drops
1	Cheston Vanalstyne		101					101	101
2	Edward Mujica		99					99	99
3	Joe Sumasky		98					98	98
4	Charles Parsons		97					97	97

Novice Stock									
		Race #							
Position	Racer Name	1	2	3	4	5	6	Total Pts.	After 2 Drops
1	Aren Biala	101						101	101
2	Steven Pendergraph				100			100	100
3	Steve Rhone	99						99	99
4	Austin Benincasa				99			99	99
5	Kevin Wilson				99			99	99
6	Hector Sanchez				97			97	97
7	William Roberts				96			96	96



Position	Racer Name	Race #						Total Pts.	After 2 Drops
		1	2	3	4	5	6		
1	Felix Law	98	101	101	100			400	302
2	Bryan Ford	100	98	96	93	87		474	294
3	Kyle Eden	93	96	97	96	98		480	291
4	Mike Abraira	97	99	93				289	289
5	Dave Duncan	94	94	98	95	95		476	288
6	Cesar Santiago	86	95	94	93	90		458	282
7	Justin Fawcett	92		90	91	94		367	277
8	Louie V		93	86	89	93		361	275
9	George McCullough	88		95	84	91		358	274
10	Ariel Aquino	89		84	88	92		353	269
11	Dominic Santomassimo	91		89	86	89		355	269
12	Mark Burt				99	97		196	196
13	Roly Cuisine	96	97					193	193
14	Michael Wilson			91	94			185	185
15	Austin Craig	90			90			180	180
16	Sam Adorno			88		88		176	176
17	Robbie Michaels					101		101	101
18	Dave Bowser	100						100	100
19	Michael Bruce					99		99	99
20	Chris Panton			99				99	99
21	Tim Caporal				98			98	98
22	John Manikis				97			97	97
23	AJ Dipiro					96		96	96
24	Rob Bowser	95						95	95
25	Sherwin Diaz			92				92	92
26	Eugene Biala	87						87	87
27	Tony Fucillo			87				87	87
28	Robby Simpson				87			87	87
29	Greg Gorman	85						85	85
30	Steven Pendergraph			85				85	85
31	David Benincasa				85			85	85
32	Hector Sanchez				83			83	83

Expert Brushless 10.5

Position	Racer Name	Race #						Total Pts.	After 2 Drops
		1	2	3	4	5	6		
1	Felix Law	98	97	101	99	101		496	301
2	Greg Hunsinger JR	98	0	95	97	99		389	294
3	Bryan Ford	100	97	92	93	85		467	290
4	Tony Padilla	94	95	97	95	97		478	289
5	Tim Caporal	90	93	91	91	98		463	282
6	Cheston Vanalstyne	89	87	96	96	88		456	281
7	AJ Dipiro	92	94	0	92	95		373	281
8	Dave Duncan	96	83	90	89	93		451	279
9	Bryan Bucher	0	91	93	90	86		360	274
10	Mike Abraira		100	98				198	198
11	Dave Baptiste	95	99					194	194
12	Joel Sanabria	88	98					186	186
13	Eddie Schafer			89	94			183	183
14	Dan Kling	87				90		177	177
15	Toni Munno			88	87			175	175
16	Richie Rhodes				88	87		175	175
17	Rafael Angulo				100			100	100
18	TJ Bradley			99				99	99
19	Dave Bowser	99						99	99
20	Troy Schafer				99			99	99
21	John Manikis					96		96	96
22	Mark Burt					94		94	94
23	Jimmy Morris			94				94	94
24	Kenny Campbell	93						93	93
25	Ashton Brinson					92		92	92
26	Roly Cuisine		92					92	92
27	Joel Bandera					91		91	91
28	Austin Harrison	91						91	91
29	Erik Carpenter		90					90	90
30	Skip Gibson					89		89	89
31	Mike Clarke		89					89	89
32	Dennise Clarke		88					88	88
33	Peter Pepe	86						86	86
34	Alfonso Irwin		86					86	86
35	Scott Meeks	85						85	85
36	Yohan Hayyim		85					85	85
37	Carlos Rodriguez		84					84	84
38	Martin Grace		82					82	82
39	Tim Cardinal		81					81	81








2008 FSEARA Pro Modified Points Standings

Position	Racer Name	Race #						Total Pts.	After 2 Drops
		1	2	3	4	5	6		
1	Paul Wynn	101	0	99	100	101		401	302
2	Troy Schafer	99	96	89	100	98		482	297
3	David Franklin	98	99	98	98	99		491	296
4	Tim Potter	92	101	94	92	96		476	292
5	Greg Hunsinger Jr.	95	0	95	96	97		383	288
6	Michael Bruce	93	97	96	94	95		475	288
7	Dave Martin	97	0	93	95	91		376	285
8	Austin Harrison	90	0	0	97	93		280	280
9	Robert Gonzalez	96	0	0	89	94		279	279
10	Richie Rhodes	89	94	0	90	0		273	273
11	Marcos Jennings	87	0	90	91	92		360	273
12	Chris Tosolini	0	0	101	0	88		189	189
13	Joel Bandera	0	0	97	0	0		97	97
14	Steve McNichols	0	98	0	0	0		98	98
15	Tony Padilla	94	0	0	0	0		94	94
16	Rafael Angulo	0	0	0	93	0		93	93
17	Tim Grady	0	0	92	0	0		92	92
18	Skip Gibson	91	0	0	0	0		91	91
19	Larry Hutcheson	0	0	91	0	0		91	91
21	TJ Bradley	0	0	0	0	90		90	90
21	Dennison Jurawan	0	0	0	0	89		89	89
20	Joe Anderson	88	0	0	0	0		88	88

	Dropped Race
	Includes Fastest Laps/Time Point



2008 FSEARA Manufacturers Cup Points Standings

Position	Manufacturer	Race #						Total Pts.
		1	2	3	4	5	6	
1	 www.racing-cars.com	30	5	5	17	23		80
2		12	10	22	19	12		75
3	 www.grally.com WORLD CHAMPIONS	19	0	16	14	24		73
4		14	7	11	11	14		57
5		9	11	9	9	11		49
6	 THE RACING EXPERIENCE SERPENT CLICK HERE FOR YOUR	0	19	7	0	0		26
7		0	18	0	0	0		18

